

Scaled data based on original data using
LM-79-08 Approved Method: Electrical and Photometric Measurements of Solid-
State Lighting Products

Test Report Prepared for
Cooper Lighting Solutions
(formerly Eaton)

Brand: STREETWORKS

Report Number: P597378

Luminaire Tested: **PMM-SA3B-722-U-5NQ**

Issue Date: 5/27/2021

Test Information

Test Method: LM-79-08
Report Number: P597378
TEST IS SCALED FROM IESNA LM-79-08 TEST DATA (G2-1910-543-5)
Test Lab: INNOVATIONS CENTER
Issue Date: 5/27/2021
Manufacturer: COOPER LIGHTING SOLUTIONS (FORMERLY EATON)
Product Line: STREETWORKS
Catalog Number: PMM-SA3B-722-U-5NQ
Description: MESA POST TOP DECORATIVE LUMINAIRE. (3) LIGHTSQUARES WITH 16 LEDS EACH AND TYPE V NARROW OPTICS.
Light Source: -
Ballast/Driver: ELECTRONIC DRIVER

Summary

Lumens per Lamp: N/A
Luminaire Lumens: 11058 lumens
Efficiency: N/A
Efficacy: 87.8 lumens/watt
Luminous Opening: Rectangular (W 1' x L: 1' x H: 0')
IES Classification: Type V - Short
BUG Rating: B3 - U0 - G1

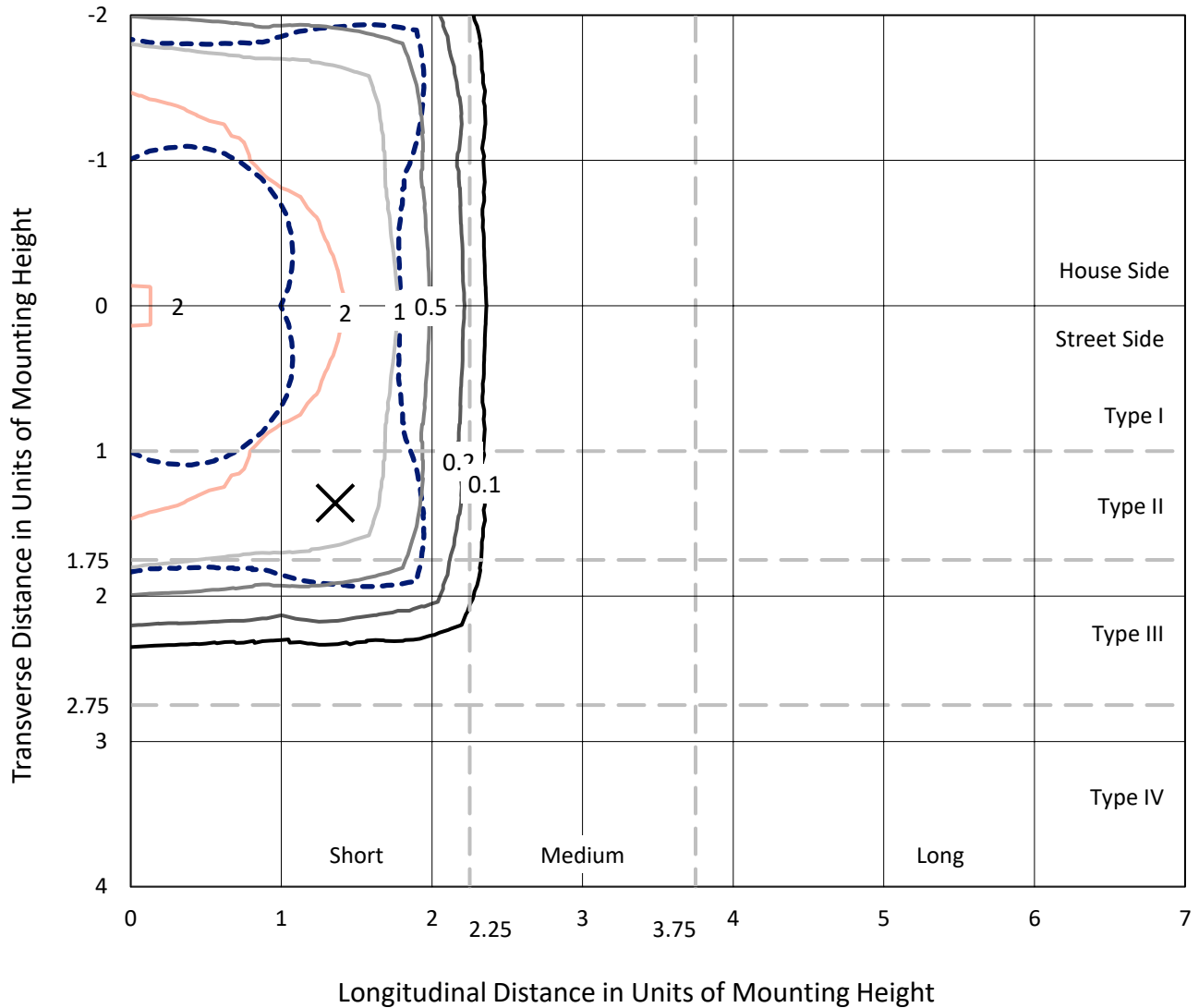
Input Watts (W): 126
Input Voltage (V): NR
Input Current (Ain): NR
Voltage Rise (V): NR
Power Factor: NR
Total Harmonic Distortion (THDi): NR
Frequency (hertz): 60
Stabilization Time: NR
Operation Time: NR
Ambient Temperature (°C): NR
Test Distance: 28.75 FT



REPORT NUMBER: P597378
 CATALOG NUMBER: PMM-SA3B-722-U-5NQ

Iso-Footcandle Lines of Horizontal Illumination

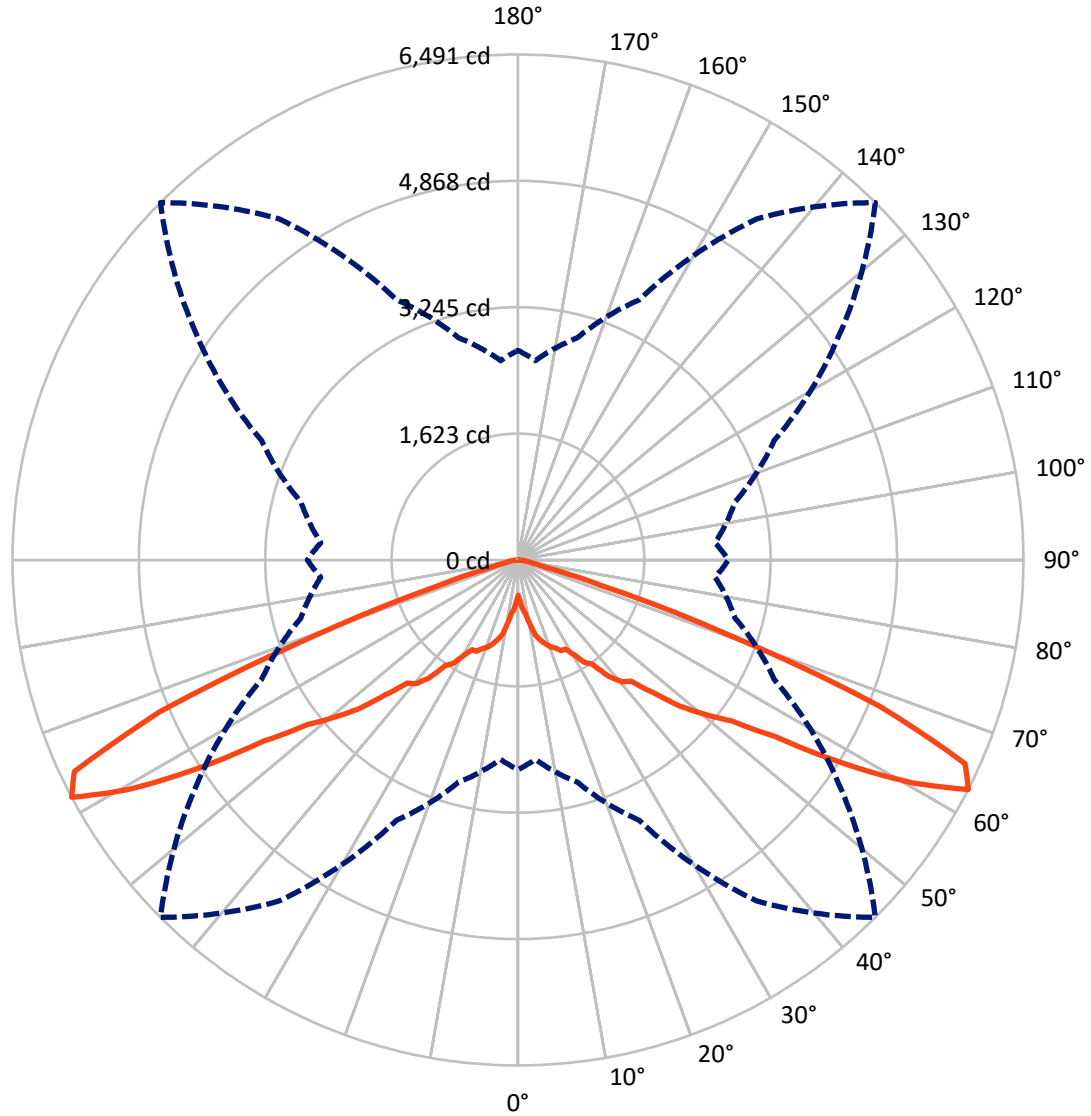
✕ Max cd
 - - - 1/2 Max cd



Based on 20 foot mounting height. Maximum calculated value = 3 fc
 Type V - Short - N/A

REPORT NUMBER: P597378
CATALOG NUMBER: PMM-SA3B-722-U-5NQ

Luminous Intensity Polar Plot



— Vertical Plane Through 45-Deg Lateral - - - Horizontal Cone Through 62.5-Deg Vertical

REPORT NUMBER: P597378

CATALOG NUMBER: PMM-SA3B-722-U-5NQ

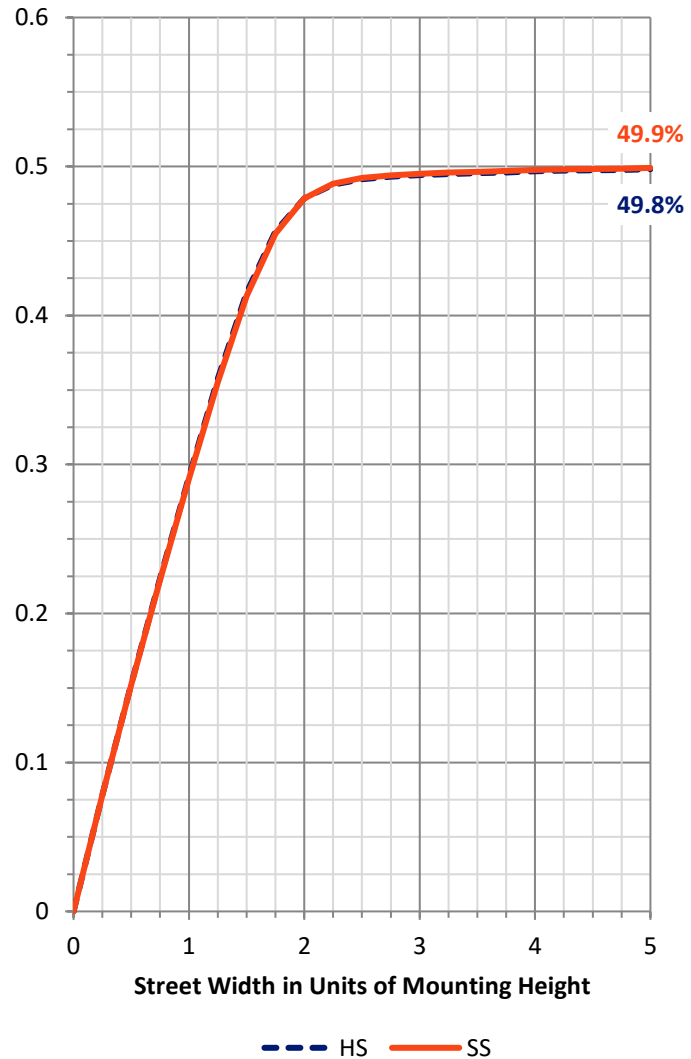
FLUX DISTRIBUTION:

		Downward	Upward	Total
House Side	Lumens	5529.0	0.0	5529.0
	% Fixture	50.0	0.0	50.0
Street Side	Lumens	5529.0	0.0	5529.0
	% Fixture	50.0	0.0	50.0
Total	Lumens	11058.0	0.0	11058.0
	% Fixture	100.0	0.0	100.0

Coefficient of Utilization

ZONAL LUMENS:

Zone	Lumens	% Fixture
0°-10°	68.1	0.6
10°-20°	300.5	2.7
20°-30°	629.7	5.7
30°-40°	1186.5	10.7
40°-50°	2153.5	19.5
50°-60°	3638.6	32.9
60°-70°	2720.1	24.6
70°-80°	304.3	2.8
80°-90°	56.6	0.5
90°-100°	0.0	0.0
100°-110°	0.0	0.0
110°-120°	0.0	0.0
120°-130°	0.0	0.0
130°-140°	0.0	0.0
140°-150°	0.0	0.0
150°-160°	0.0	0.0
160°-170°	0.0	0.0
170°-180°	0.0	0.0
0°-90°	11058.0	100.0
0°-180°	11058.0	100.0



REPORT NUMBER: P597378

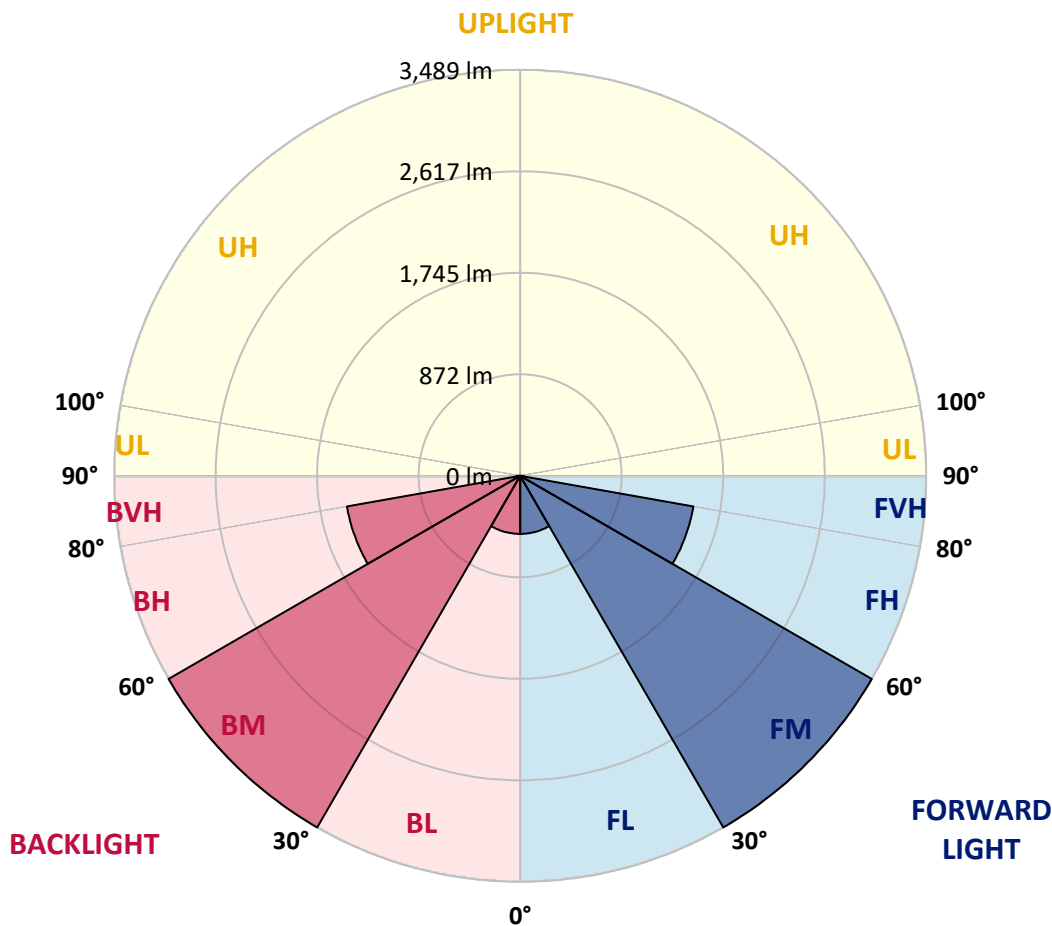
CATALOG NUMBER: PMM-SA3B-722-U-5NQ

LUMINAIRE CLASSIFICATION SYSTEM LUMEN TABLE AND BUG RATING:

Zone	Lumens	% Fixture	Zone Rating/Lumen Limit		
			B	U	G
FL (0°-30°)	499.2	4.5			
FM (30°-60°)	3489.3	31.6			
FH (60°-80°)	1512.2	13.7			G1/1800
FVH (80°-90°)	28.3	0.3			G1/100
BL (0°-30°)	499.2	4.5	B1/500		
BM (30°-60°)	3489.3	31.6	B3/5000		
BH (60°-80°)	1512.2	13.7	B3/2500		G1/1800
BVH (80°-90°)	28.3	0.3			G1/100
UL (90°-100°)	0.0	0.0		U0/0	
UH (100°-180°)	0.0	0.0		U0/0	

BUG Rating: B3-U0-G1

Type V Short





REPORT NUMBER: P597378

CATALOG NUMBER: PMM-SA3B-722-U-5NQ

CANDELA DISTRIBUTION (FULL):

	0°	5°	15°	25°	35°	45°	55°	65°	75°	85°	90°
0°	452.1	452.1	452.1	452.1	452.1	452.1	452.1	452.1	452.1	452.1	452.1
2.5°	549.8	539.9	505.2	517.4	530.0	528.2	525.0	515.6	507.0	542.6	549.8
5°	700.9	678.4	666.3	656.4	654.1	629.8	663.1	659.5	670.8	689.7	708.1
7.5°	821.5	800.3	768.4	761.7	725.2	698.2	727.0	762.6	773.8	808.4	829.1
10°	865.6	847.1	853.0	822.8	821.0	828.7	822.4	830.5	860.2	856.1	871.4
12.5°	964.5	967.7	948.8	941.2	956.5	989.7	961.4	951.5	944.3	974.9	984.3
15°	1057.2	1075.7	1044.6	1039.7	1033.4	1064.4	1033.8	1048.7	1061.7	1068.0	1064.4
17.5°	1188.6	1189.5	1154.8	1099.5	1120.2	1130.1	1116.6	1091.0	1152.6	1183.6	1185.4
20°	1275.0	1278.1	1209.7	1123.4	1181.8	1190.8	1184.1	1130.6	1212.4	1264.2	1261.9
22.5°	1368.1	1357.3	1264.6	1201.6	1222.3	1227.7	1213.3	1206.6	1264.2	1358.2	1344.2
25°	1430.6	1450.4	1358.2	1317.7	1300.2	1287.6	1306.0	1309.6	1368.5	1454.0	1406.8
27.5°	1580.0	1545.8	1401.4	1416.7	1379.3	1294.3	1375.3	1419.8	1407.2	1553.0	1588.5
30°	1712.7	1713.6	1511.2	1540.4	1471.1	1402.3	1490.0	1554.3	1538.6	1725.3	1691.6
32.5°	1882.3	1888.6	1700.6	1622.3	1575.5	1562.4	1551.6	1622.7	1720.8	1872.0	1875.1
35°	2065.4	2119.4	1863.9	1781.5	1701.9	1644.3	1706.4	1804.9	1868.8	2110.4	2067.7
37.5°	2422.2	2331.3	2122.1	1967.3	1916.5	1893.6	1926.4	1983.5	2121.6	2329.9	2403.3
40°	2633.2	2608.0	2323.2	2193.6	1997.5	2058.7	2040.7	2197.2	2311.5	2622.4	2629.1
42.5°	2955.7	2828.9	2572.9	2408.2	2231.9	2125.7	2238.2	2448.3	2586.4	2849.1	2973.3
45°	3210.8	3048.0	2850.5	2725.4	2502.7	2424.0	2464.5	2733.5	2906.7	3087.1	3250.4
47.5°	3492.9	3316.5	3119.0	2896.8	2679.5	2807.7	2736.2	2972.8	3142.0	3400.7	3553.6
50°	3847.4	3652.1	3399.3	3215.8	3071.8	3116.8	3105.5	3274.2	3483.0	3718.7	3892.4
52.5°	4237.9	4017.0	3773.2	3602.7	3541.9	3430.4	3576.1	3645.4	3799.3	4015.2	4219.0
55°	4511.0	4290.1	4142.5	4197.4	4181.2	4002.2	4129.9	4137.1	4062.9	4140.7	4345.9
57.5°	4468.7	4257.7	4237.4	4444.8	4754.8	4928.0	4730.5	4305.8	4027.8	3991.4	4208.7
60°	3907.2	3726.8	3912.2	4380.1	5283.0	5810.2	5049.9	4178.5	3720.5	3531.1	3740.8
62.5°	2692.5	2570.6	2954.8	3686.3	5346.4	6490.9	5038.2	3631.0	2885.5	2541.8	2704.7
65°	1276.3	1232.2	1556.6	2337.1	4453.4	6309.2	4401.7	2456.8	1661.0	1326.7	1363.6
67.5°	480.0	458.0	571.4	1032.5	2805.0	5004.0	2958.9	1212.0	642.4	499.4	516.5
70°	272.6	256.9	271.7	376.6	1129.2	2834.3	1276.3	415.7	273.1	248.8	265.0
72.5°	214.6	202.4	204.7	227.6	389.6	1112.6	413.0	237.1	198.4	188.5	202.9
75°	177.3	166.5	166.0	178.6	227.2	361.3	233.5	181.3	160.6	153.4	165.1
77.5°	140.8	134.5	136.3	146.2	162.9	202.0	169.2	146.7	131.8	123.3	131.4
80°	103.0	102.1	109.3	118.3	121.5	135.9	126.9	118.3	105.3	93.1	96.3
82.5°	67.5	67.9	81.4	88.6	87.3	86.8	90.9	90.4	78.7	61.6	61.6
85°	38.7	39.6	49.9	55.8	54.9	43.6	57.6	58.0	50.4	37.3	36.0
87.5°	12.6	15.7	21.6	22.9	22.0	12.1	22.0	24.3	22.0	15.7	13.9
90°	0.0	0.0	0.0	0.0	0.0	0.0	0.0	0.0	0.0	0.0	0.0

(END OF REPORT)